



# Heiztechnik®

*it warms us up!*



**5<sup>th</sup> class**  
PN EN 303 5 2012


**ECO design**  
Rozp. UE 2015/1189

**GreenLine**  
eco-builders 5 class

04.2019

# Catalogue





Production Company **Heiztechnik** is a modern factory that produces boilers for burning solid fuels from **3,9 kW** do **7 MW** and complete container boiler rooms and other heating appliances. Production takes place in modern production facilities using high tech machinery; plasma and laser cutting machines for steel, numerically controlled press brakes and robotic welding stations. Manufactured products are characterized by very high energy efficiency, and simple, easy operation.

The design office continuously modernizes and prepares for production new heating devices.



The success of the company is the creation of a series of **GreenLine** boilers. Boilers fulfill environmental protection and energy efficiency requirements for the highest, **fifth class** and **ECO DESIGN**. These features are achieved by the specific construction of the heat exchanger and extended combustion chamber of **Heiztechnik** boilers. Produced boilers up to 300 kW are suitable for installation in closed systems. Combustion process is steered by the very modern boiler regulators. This boiler regulators in addition to professional control of the combustion process are able to manage the whole heat distribution system. We offer you modern heating devices with capacities from 3,9 kW to 7 MW. Products of the **Heiztechnik** company are probably the widest offer of boilers in Poland and are appreciated on foreign markets.



Targi Instalacje: 2016, 2018



ISO 3834:2006  
Management  
System

www.tuv.com  
ID 9105085778



Targi Expo-Kielce 2015



2010, 2011, 2012, 2013,  
2014, 2015, 2016, 2018



2015, 2016, 2017, 2018, 2019



**2018 EKOLAURY**  
Polskiej Izby Ekologii





## PELLET BOILERS




ONE	4
ONE BASIC	5
HT DasPell Lux GL	6
HT DasPell GL Box	7
HT DasPell GL	8
Q Pellet GL	9

## AUTOMATIC COAL BOILERS



HT Eko GL	10
Q Eko GL	11

## COMMERCIAL BOILERS



MAXPELL GL	12
MAXPELL	13
Q MAX EKO GL	14
Q MAX EKO	15
Q PLUS AGRO / Q PLUS AGRO B	16

## WOODCHIPS



MAXPELL ZB GL	17
---------------	----

## BURNERS, FEEDERS AND TANKS



PELLET BOILER TANKS	18
HT PELLHARD BURNER	19
SOLID FUELR BURNERS	20
VENTIL	21
CONTAINER BOILER PLANTS	21
BUFFER TANKS/HEAT EXCHANGERS	22
CUSTOMIZATION OPIONS	23



### Pellet boilers 5<sup>th</sup> class



5-year warranty on the tightness of the exchanger.



High thermal efficiency >90% thanks to autoregulation of the combustion process and effective heat reception



Compact design ensuring minimum boiler dimensions.



Chute burner with automatic cleaning,  
equipped with a igniter, photoelement,  
thermocouple.



A vertical tubular heat exchanger with an automatic cleaning system.



An exhaust fan that stabilizes the boiler and improves chimney draft.



Turbulators supporting heat exchange.



The boiler is adapted for operation in closed system, in accordance with current regulations.



The **HT-tronic 900 Touch** weather controller with a touch color display. It controls the operation of 4 pumps and a mixing valve. Works with a remote control panel, thermostats and an internet module. Equipped with an autoregulation the **HT-Logic II**.



Autoregulation **HT-Logic II** is programmed to the power of the device, automatically selects the operating parameters and modulates the power of the burner depending on the temperature of the boiler, which reduces the amount of fuel consumed.



The boiler is equipped with a **hydraulic system** consisting of: a DHW pump, a mixing valve pump, a mixing valve with an actuator, and a protection in the form of a diaphragm vessel and a safety valve.



The boiler is protected by a return protection pump with a return temperature sensor.

**NEW!**
























ONE 8

## fuel



**pellet** (6 - 8 mm) A1 class according to:  
EN 14961-2:2011 or DIN Plus

<b>Burner</b>	
Self-cleaning burner	- basic equipment
<b>Control</b>	
HT-tronic® 900 Touch	         
- basic equipment	
<b>Expanding modules for automation</b>	
HT-tronic M-Z2	Valve module      
HT-tronic M-BC	Module of buffer and circulation  
HT-tronic Rooms	Wired remote control panel with room thermostat 
HT-tronic Rooms Wireless	Wireless remote control panel with room thermostat 
HT-tronic TPP	Wired room thermostat with a weekly program
HT-tronic TPBP	Wireless room thermostat with weekly program
HT-tronic Connect	Internet Module 
HT-tronic Lambda	Lambda probe

## ONE - Basic dimensions and specifications

Rated power	Power range	Min. chimney draft	Max. work temperature	Water capacity	Maximum operating pressure	Installation connection	Chimney connection	Boiler mass	Tank volume	Boiler width	Body depth	Body height	Height to chimney mid
kW	kW	Pa	°C	L	Bar	"	mm	kg	dm³	cm	cm	cm	cm
8	2 - 8	10	85	26	3	GZ 1"	80	188	80	57,5	66	125	10
11	4 - 11	12	85	32	3	GZ 1"	80	201	80	57,5	66	125	10
15	5 - 15	14	85	41	3	GZ 1"	80	232	130	70	76	140	10
20	6 - 20	16	85	60	3	GZ 1"	80	266	130	70	76	140	10



## Pellet boilers 5<sup>th</sup> class



5-year warranty on the tightness of the exchanger.



High thermal efficiency >90% thanks to autoregulation of the combustion process and effective heat reception



Compact design ensuring minimum boiler dimensions.



Chute burner with automatic cleaning,  
equipped with a igniter, photoelement,  
thermocouple.



A vertical tubular heat exchanger with a mechanical, manual cleaning system for the exchanger.



An exhaust fan that stabilizes the boiler and improves chimney draft.



Turbulators supporting heat exchange.



The boiler is adapted for operation in closed system, in accordance with current regulations.



Weather control **HT-tronic 900** with color display. It controls work 4 pumps and a mixing valve. Works with a remote control panel, thermostats and an internet module. Equipped with an autoregulation the **HT-Logic II**.



Autoregulation **HT-Logic II** is programmed to the power of the device, automatically selects the operating parameters and modulates the power of the burner depending on the temperature of the boiler, which reduces the amount of fuel consumed.



The boiler is protected by a return protection pump with a return temperature sensor.

NEW!
























## ONE BASIC 8

## fuel



**pellet** (6 - 8 mm) A1 class according to:  
EN 14961-2:2011 or DIN Plus

Burner	
Self-cleaning burner	- basic equipment
Control	
HT-tronic® 900	          - basic equipment
Expanding modules for automation	
HT-tronic M-Z2	Valve module      
HT-tronic M-BC	Module of buffer and circulation  
HT-tronic Rooms	Wired remote control panel with room thermostat 
HT-tronic Rooms Wireless	Wireless remote control panel with room thermostat 
HT-tronic TPP	Wired room thermostat with a weekly program
HT-tronic TPBP	Wireless room thermostat with weekly program
HT-tronic Connect	Internet Module 
HT-tronic Lambda	Lambda probe

## ONE BASIC - Basic dimensions and specifications

Rated power	Power range	Min. chimney draft	Max. work temperature	Water capacity	Maximum operating pressure	Installation connection	Chimney connection	Boiler mass	Tank volume	Boiler width	Body depth	Body height	Height to chimney mid
kW	kW	Pa	°C	L	Bar	"	mm	kg	dm³	cm	cm	cm	cm
8	2 - 8	10	85	26	3	GZ 1"	80	178	80	57,5	66	125	10
11	4 - 11	12	85	32	3	GZ 1"	80	191	80	57,5	66	125	10
15	5 - 15	14	85	41	3	GZ 1"	80	222	130	70	76	140	10
20	6 - 20	16	85	60	3	GZ 1"	80	256	130	70	76	140	10



## Pellet boilers 5<sup>th</sup> class



5-year warranty on the tightness of the exchanger, in accordance with the conditions contained in the warranty card.



High thermal efficiency >90% thanks to autoregulation of the combustion process and effective heat reception



Horizontal tubular **HEIZTECHNIK**  
heat exchanger made in the form of  
a separate heating column with high  
heat exchange efficiency.



Automatic burner **PellHard PLUS** with slag scraper, equipped with a igniter and internal fuel feeder.



Turbulators supporting heat exchange.



The boiler is adapted for operation in closed system, in accordance with current regulations.



The **HT-tronic 900 Touch** weather controller with a touch color display. It controls the operation of 4 pumps and a mixing valve. Works with a remote control panel, thermostats and an internet module. It has an autoregulation the **HT-Logic II**.



Autoregulation **HT-Logic II** is programmed to the power of the device, automatically selects the operating parameters and modulates the power of the burner depending on the temperature of the boiler, which reduces the amount of fuel consumed.



### Unit configuration

Standard unit configuration:

burner and tank on the right side of the boiler























Available customization:

burner and tank on the left side of the boiler, enlarged tank 400 l

## fuel



**pellet** (6 - 8 mm) A1 class according to:  
EN 14961-2:2011 or DIN Plus

Burner	
Burner with automatic slag scraper	
Control	
HT-tronic® 900 Touch	          
Expanding modules for automation	
HT-tronic M-Z2	Valve module      
HT-tronic M-BC	Module of buffer and circulation  
HT-tronic Rooms	Wired remote control panel with room thermostat 
HT-tronic Rooms Wireless	Wireless remote control panel with room thermostat 
HT-tronic TPP	Wired room thermostat with a weekly program
HT-tronic TPBP	Wireless room thermostat with weekly program
HT-tronic Connect	Internet Module 
HT-tronic Lambda	Lambda probe
Additional equipment / Execution option	
Enlarged tank Lux 400	
Additional fuel feed unit from the silo to 6 mb	
Burner of the left side of the boiler	
Cooling coil	

## Basic dimensions and specifications

Rated power	Power range	Min. chimney draft	Max. work temperature	Water capacity	Maximum operating pressure	Installation connection	Chimney connection	Boiler mass	Boiler width	Tank volume	Volume of the enlarged tank	Tank width	Width of the enlarged tank	Body depth with flue gas exhaust	Body hight	Power spigot height	Hight to chimney mid. *	Return spigot height
kW	kW	Pa	°C	L	Bar	"	mm	kg	cm	dm <sup>3</sup>	cm	cm	dm <sup>3</sup>	cm	cm	cm	cm	cm
12	4 - 12	12	85	73	2	1 1/2	150	356	47	190	400	60	114	72	148	126	108	32
15	5 - 15	15	85	88	2	1 1/2	150	356	47	190	400	60	114	72	148	126	108	32
20	6 - 20	18	85	88	2	1 1/2	150	386	47	190	400	60	114	77	148	126	108	32

\* - Does not apply to boilers with the exit of the exhaust gases up through the flue



# HT DasPelL GL BOX

12 - 20 kW

A<sup>+</sup>

5<sup>th</sup> class  
PN EN 303 5 2012

ECO design  
Rozp. UE 2015/1189



## Pellet boilers 5<sup>th</sup> class



5-year warranty on the tightness of the exchanger, in accordance with the conditions contained in the warranty card.



High thermal efficiency >90% thanks to autoregulation of the combustion process and effective heat reception



Horizontal tubular **HEIZTECHNIK** heat exchanger made in the form of a separate heating column with high heat exchange efficiency.



Automatic burner **PellHard** equipped with a igniter and an internal fuel feeder. May be equipped with a slag scraper



Turbulators supporting heat exchange.



The boiler is adapted for operation in closed system, in accordance with current regulations.



Weather control **HT-tronic 900** with color display. It controls work 4 pumps and a mixing valve. Works with a remote control panel, thermostats and an internet module. Equipped with an autoregulation the **HT-Logic II**.



Autoregulation **HT-Logic II** is programmed to the power of the device, automatically selects the operating parameters and modulates the power of the burner depending on the temperature of the boiler, which reduces the amount of fuel consumed.



HT DasPelL GL Box 20

### Unit configuration

Standard execution:

burner and tank on the right side of the boiler

Available customization:

burner and tank on the left side of the boiler, enlarged tank

### fuel



pellet (6 - 8 mm) A1 class according to: EN 14961-2:2011 or DIN Plus

### Burner

Standard burner - basic equipment

Burner with automatic slag scraper - optional execution

### Control

HT-tronic® 900 - basic equipment

HT-tronic® 900 Touch - optional execution

### Expanding modules for automation

HT-tronic M-Z2 Valve module

HT-tronic M-BC Module of buffer and circulation

HT-tronic Rooms Wired remote control panel with room thermostat

HT-tronic Rooms Wireless Wireless remote control panel with room thermostat

HT-tronic TPP Wired room thermostat with a weekly program

HT-tronic TPBP Wireless room thermostat with weekly program

HT-tronic Connect Internet Module

HT-tronic Lambda Lambda probe

### Additional equipment / Execution option

Exit of the exhaust gases up through the flue

Enlarged tank - universal BIG 400, BIG 600

Additional fuel feed unit from the silo to 6 mb

Burner of the left side of the boiler

The automatic ash removal system

Cooling coil

### Basic dimensions and specifications

Rated power	Power range	Min. chimney draft	Max. work temperature	Water capacity	Maximum operating pressure	Installation connection	Chimney connection	Boiler mass	Boiler width	Tank volume	Tank width	Body depth with flue gas exhaust	Body height	Power spigot height	Height to chimney mid. *	Return spigot height
kW	kW	Pa	°C	L	Bar	"	mm	kg	cm	dm <sup>3</sup>	cm	cm	cm	cm	cm	cm
12	4 - 12	12	85	73	2	1 1/2	150	351	47	190	60	64	140	126	108	32
15	5 - 15	15	85	88	2	1 1/2	150	354	47	190	60	64	140	126	108	32
20	6 - 20	18	85	88	2	1 1/2	150	374	47	190	60	69	140	126	108	32

\* - Does not apply to boilers with the exit of the exhaust gases up through the flue



### Pellet boilers 5<sup>th</sup> class



5-year warranty on the tightness of the exchanger, in accordance with the conditions contained in the warranty card.



High thermal efficiency >90% thanks to autoregulation of the combustion process and effective heat reception



Horizontal tubular **HEIZTECHNIK** heat exchanger made in the form of a separate heating column with high heat exchange efficiency.



Automatic burner **PellHard** equipped with a igniter and an internal fuel feeder. May be equipped with a slag scraper



Turbulators supporting heat exchange.



The boiler is adapted for operation in closed system, in accordance with current regulations.



Weather control **HT-tronic 900** with color display. It controls work 4 pumps and a mixing valve. Works with a remote control panel, thermostats and an internet module. Equipped with an autoregulation the **HT-Logic II**.



Autoregulation **HT-Logic II** is programmed to the power of the device, automatically selects the operating parameters and modulates the power of the burner depending on the temperature of the boiler, which reduces the amount of fuel consumed.



HT DasPell GL 30

#### Unit configuration

Standard unit configuration:

burner at front of the boiler, tank on the right side of boiler

Available customization:

enlarged tank, tank of the left side of the boiler

#### fuel



pellet (6 - 8 mm) A1 class according to: EN 14961-2:2011 or DIN Plus

#### Burner

Standard burner - basic equipment

Burner with automatic slag scraper - optional execution

#### Control

HT-tronic® 900 - basic equipment

HT-tronic® 900 Touch - optional execution

#### Expanding modules for automation

HT-tronic M-Z2 Valve module

HT-tronic M-BC Module of buffer and circulation

HT-tronic Rooms Wired remote control panel with room thermostat

HT-tronic Rooms Wireless Wireless remote control panel with room thermostat

HT-tronic TPP Wired room thermostat with a weekly program

HT-tronic TPBP Wireless room thermostat with weekly program

HT-tronic Connect Internet Module

HT-tronic Lambda Lambda probe

#### Additional equipment / Execution option

Exit of the exhaust gases up through the flue for boilers up to 40 kW

Slim tank

Enlarged tank - universal BIG 400, BIG 600

Additional fuel feed unit from the silo

The automatic ash removal system

Cooling coil

### Basic dimensions and specifications

Rated power	Power range	Min. chimney draft	Max. work temperature	Water capacity	Maximum operating pressure	Installation connection	Chimney connection	Boiler mass	Boiler width	Tank volume (burner at front)	Tank width (burner at front)	Body depth with flue gas exhaust	Body height	Power spigot height	Height to chimney mid. *	Return spigot height
kW	kW	Pa	°C	L	Bar	"	mm	kg	cm	dm <sup>3</sup>	cm	cm	cm	cm	cm	cm
12	4 - 12	15	85	73	2	1 1/2	150	352	47	300	60	64	140	126	108	32
15	5 - 15	15	85	73	2	1 1/2	150	355	47	300	60	64	140	126	108	32
20	5 - 20	18	85	88	2	1 1/2	150	375	47	300	60	69	140	126	108	32
25	8 - 25	18	85	94	2	1 1/2	150	420	47	300	60	76	140	126	108	32
30	9 - 30	20	85	103	2	1 1/2	150	470	54	340	60	83	140	126	108	32
37	11 - 37	22	85	118	2	1 1/2	150	500	54	340	60	93	140	126	108	32
50	15 - 50	23	85	145	2	1 1/2	200	530	69	400	114	95	140	126	108	32
60	18 - 60	25	85	155	2	2	200	530	69	400	114	105	140	126	108	32

\*. Does not apply to boilers with the exit of the exhaust gases up through the flue







### Automatic boiler for eco pea coal - 5<sup>th</sup> class



5-year warranty on the tightness of the exchanger, in accordance with the conditions contained in the warranty card.



High thermal efficiency >90% thanks to autoregulation of the combustion process and effective heat reception



Horizontal tubular **HEIZTECHNIK**  
heat exchanger made in the form of  
a separate heating column with high  
heat exchange efficiency.



Cast iron retort burner with integrated fuel feed.



Turbulators supporting heat exchange.



The boiler is adapted for operation in closed system, in accordance with current regulations.



Weather control **HT-tronic 700** with color display. It controls work 4 pumps and a mixing valve. Works with a remote control panel, thermostats and an internet module. Equipped with an autoregulation the **HT-Logic II**.



Autoregulation **HT-Logic II** is programmed to the power of the device, automatically selects the operating parameters and modulates the power of the burner depending on the temperature of the boiler, which reduces the amount of fuel consumed.



HT Eko GL 30

## Unit configuration

Standard unit configuration:

burner and tank on the right side of the boiler

Available customization:


































burner and tank on the left side of the boiler

## fuel



### Eco-pea coal

type 32.1, granulation 5-25 mm

Burner	
Retort burner DUO	- basic equipment
Control	
HT-Tronic® 700	           - basic equipment
HT-Tronic® 700 Touch	           - optional execution
Expanding modules for automation	
HT-tronic M-Z2	Valve module      
HT-tronic M-BC	Module of buffer and circulation  
HT-tronic Rooms	Wired remote control panel with room thermostat 
HT-tronic Rooms Wireless	Wireless remote control panel with room thermostat 
HT-tronic TPP	Wired room thermostat with a weekly program
HT-tronic TPBP	Wireless room thermostat with weekly program
HT-tronic Connect	Internet Module 
HT-tronic OPS	combustion optimizer process with Lambda probe
Additional equipment / Execution option	
Exit of the exhaust gases up through the flue	
Tray feeder sensor	
The automatic ash removal system	
Cooling coil	

## Basic dimensions and specifications

Rated power	Power range	Min. chimney draft	Max. work temperature	Water capacity	Maximum operating pressure	Installation connection	Chimney connection	Boiler mass	Tank volume	Boiler width	Tank width	Body depth with flue gas exhaust	Body hight	Power spigot height	Hight to chimney mid. *	Return spigot height
kW	kW	Pa	°C	L	Bar	"	mm	kg	dm³	cm	cm	cm	cm	cm	cm	cm
15	5 - 15	15	85	90	2	1 1/2	150	450	250	54	59	76	163	150	131	37
20	6 - 20	20	85	104	2	1 1/2	150	548	250	54	59	86	163	150	131	37
24	8 - 24	20	85	104	2	1 1/2	150	554	250	54	59	96	163	150	131	37
30	9 - 30	22	85	140	2	1 1/2	150	610	300	70	53	86	163	150	131	37
40	12 - 40	23	85	150	2	1 1/2	150	630	300	70	53	90	163	150	131	37

\*- Does not apply to boilers with the exit of the exhaust gases up through the flue



## Automatic boiler for eco pea coal - 5<sup>th</sup> class



5-year warranty on the tightness of the exchanger, in accordance with the conditions contained in the warranty card.



High thermal efficiency >90% thanks to autoregulation of the combustion process and effective heat reception



Horizontal tubular **HEIZTECHNIK** heat exchanger made in the form of a separate heating column with high heat exchange efficiency.



Cast iron retort burner with integrated fuel feed.



Turbulators supporting heat exchange.




The boiler is adapted for operation in closed system, in accordance with current regulations.



Weather control **HT-tronic 700** with color display. It controls work 4 pumps and a mixing valve. Works with a remote control panel, thermostats and an internet module. Equipped with an autoregulation the **HT-Logic II**.



Autoregulation **HT-Logic II** is programmed to the power of the device, automatically selects the operating parameters and modulates the power of the burner depending on the temperature of the boiler, which reduces the amount of fuel consumed.



Q Eko GL 30

### Unit configuration

Standard unit configuration:  
burner and tank on the right side of the boiler  
Available customization:  
burner and tank on the left side of the boiler

### fuel



**Eco-pea coal**  
type 32.1, granulation 5-25 mm

### Burner

Retort burner DUO - basic equipment

### Control

**HT-Tronic® 700** - basic equipment  
**HT-Tronic® 700 Touch** - optional execution

### Expanding modules for automation

**HT-tronic M-Z2** Valve module   
**HT-tronic M-BC** Module of buffer and circulation   
**HT-tronic Rooms** Wired remote control panel with room thermostat   
**HT-tronic Rooms Wireless** Wireless remote control panel with room thermostat   
**HT-tronic TPP** Wired room thermostat with a weekly program  
**HT-tronic TPBP** Wireless room thermostat with weekly program  
**HT-tronic Connect** Internet Module   
**HT-tronic OPS** combustion optimizer process with Lambda probe

### Additional equipment / Execution option

Exit of the exhaust gases up through the flue for boilers up to 40 kW

Enlarged tank for boilers with power 15 - 50 kW

Tray feeder sensor

The automatic ash removal system

Cooling coil

## Basic dimensions and specifications

Rated power	Power range	Min. chimney draft	Max. work temperature	Water capacity	Maximum operating pressure	Installation connection	Chimney connection	Boiler mass	Tank volume	Volume of the enlarged tank		Boiler width	Tank width	Width of the enlarged tank 300	Width of the enlarged tank 500	Body depth with flue gas exhaust	Body hight	Power spigot height	Hight to chimney mid. *	Return spigot height
kW	kW	Pa	°C	L	Bar	"	mm	kg	dm³	dm³		cm	cm	cm	cm	cm	cm	cm	cm	cm
15	5 - 15	15	85	90	2	1 1/2	150	477	225	300	500	54	59	52	83	76	154	150	131	37
20	6 - 20	20	85	104	2	1 1/2	150	522	225	300	500	54	59	52	83	86	154	150	131	37
24	8 - 24	20	85	104	2	1 1/2	150	554	225	300	500	54	59	52	83	96	154	150	131	37
30	9 - 30	23	85	140	2	1 1/2	150	663	300	500		70	52	-	83	86	154	150	131	37
40	12 - 40	26	85	150	2	1 1/2	150	595	300	500		70	52	-	83	90	154	150	131	37
50	15 - 50	30	85	160	2	1 1/2	200	700	300	500		70	52	-	83	92	182	171	152	60
60	18 - 60	34	85	170	2	2	200	780	775	-		70	87	-		102	182	171	152	60
69	21 - 69	36	85	180	2	2	200	860	775	-		70	87	-		112	182	171	152	60

\*- Does not apply to boilers with the exit of the exhaust gases up through the flue



### Pellet boilers 5<sup>th</sup> class



2-year warranty for the tightness of the exchanger with the possibility of extending up to 5 years, in accordance with the conditions contained in the warranty card.



High thermal efficiency >90% thanks to autoregulation of the combustion process and effective heat reception.



Horizontal tubular **HEIZTECHNIK** heat exchanger with high heat exchange efficiency.



Automatic burner **PellHard PLUS** with slag scraper, equipped with a igniter and internal fuel feeder.



Turbulators supporting heat exchange.




Boiler with power up to 300 kW is adapted for operation in closed system, in accordance with current regulations.



Weather control **HT-tronic 900** with color display. It controls work 4 pumps and a mixing valve. Works with a remote control panel, thermostats and an internet module. Equipped with an autoregulation the **HT-Logic II**.



Autoregulation **HT-Logic II** is programmed to the power of the device, automatically selects the operating parameters and modulates the power of the burner depending on the temperature of the boiler, which reduces the amount of fuel consumed.



































MAXPelL GL 80

#### fuel



**pellet** (6 - 8 mm) A1 class according to: EN 14961-2:2011 or DIN Plus

Control															
HT-tronic@ 900											- basic equipment				
HT-tronic@ 900 Touch											- optional execution				
Expanding modules for automation															
HT-tronic M-Z2	Valve module      														
HT-tronic M-BC	Module of buffer and circulation  														
HT-tronic Rooms	Wired remote control panel with room thermostat 														
HT-tronic Rooms Wireless	Wireless remote control panel with room thermostat 														
HT-tronic TPP	Wired room thermostat with a weekly program														
HT-tronic TPBP	Wireless room thermostat with weekly program														
HT-tronic Connect	Internet Module 														
Cascade automation															
HT-tronic Lambda	Lambda probe														
Additional equipment / Execution option															
Boilers with a capacity of 300 - 450 kW can be equipped with two burners with automation															
Enlarged or atypical tank															
A common tank for handling two boilers															
Additional fuel feed unit															
The automatic ash removal system															
Pneumatic system for exchanger cleaning															
Pneumatic system for burner cleaning															
Cooling coil for 80 - 300 kW															

Basic dimensions and specifications															
Rated power	Power range	Min. chimney draft	Max. work temperature	Water capacity	Maximum operating pressure	Installation connection	Chimney connection	Boiler mass	Tank volume	Tank width	Body depth with flue gas exhaust	Body height	Height of the ash removal module *	Hight to chimney mid	Return spigot height
kW	kW	Pa	°C	L	Bar	"	mm	kg	m <sup>3</sup>	cm	cm	cm	cm	cm	cm
80	24 - 80	27	85	250	2	2	200	1165	1	84	125	161	35	136	30,5
100	30 - 100	29	85	370	2	2 1/2	200	1385	1	84	150	161	35	136	30,5
120	36 - 120	32	85	490	2	2 1/2	200	1576	1	84	175	161	35	136	30,5
150	45 - 150	33	85	610	2	3	250	2326	1	108	191	192	35	164	35
200	60 - 200	34	85	920	2	3	300	2686	1	108	221	192	35	164	35
240	72 - 240	36	85	1040	2	3	300	3048	1	108	232	209	35	178	35
300	90 - 300	38	85	1300	2	3	300	3665	1	147	225	216	35	186	35
370	111 - 370	40	85	1570	2	Dn100	350	3945	1	147	240	216	35	186	35
450	135 - 450	42	85	1730	2	Dn100	400	4132	1	147	255	216	35	186	35

\* the dimensions of boilers equipped with an ash removal module will be changed



### Pellet boilers



2-year warranty for the tightness of the exchanger with the possibility of extending up to 5 years, in accordance with the conditions contained in the warranty card.



High thermal efficiency >90% thanks to autoregulation of the combustion process and effective heat reception



Horizontal tubular **HEIZTECHNIK** heat exchanger with high heat exchange efficiency.



Automatic burner **PellHard PLUS** with slag scraper, equipped with a igniter and internal fuel feeder.



Turbulators supporting heat exchange. (option)




Boiler equipped with two burners with a slag scraper and automation.



Weather control **HT-tronic 900** with color display. It controls work 4 pumps and a mixing valve. Works with a remote control panel, thermostats and an internet module. Equipped with an autoregulation the **HT-Logic II**.



Autoregulation **HT-Logic II** is programmed to the power of the device, automatically selects the operating parameters and modulates the power of the burner depending on the temperature of the boiler, which reduces the amount of fuel consumed.









































MAXPel 550

#### fuel



**pellet** (6 - 8 mm) A1 class according to: EN 14961-2:2011 or DIN Plus

Control															
HT-tronic® 900															- basic equipment
HT-tronic® 900 Touch															- optional execution
Expanding modules for automation															
HT-tronic M-Z2		Valve module      													
HT-tronic M-BC		Module of buffer and circulation  													
HT-tronic Rooms		Wired remote control panel with room thermostat 													
HT-tronic Rooms Wireless		Wireless remote control panel with room thermostat 													
HT-tronic TPP		Wired room thermostat with a weekly program													
HT-tronic TPBP		Wireless room thermostat with weekly program													
HT-tronic Connect		Internet Module 													
Cascade automation															
HT-tronic Lambda		Lambda probe													
Additional equipment / Execution option															
Enlarged or atypical tank															
A common tank for handling two boilers															
Additional fuel feed unit															
The automatic ash removal system															
Pneumatic system for exchanger cleaning															
Pneumatic system for burner cleaning															

### Basic dimensions and specifications

Rated power	Power range	Min. chimney draft	Max. work temperature	Water capacity	Maximum operating pressure	Installation connection	Chimney connection	Boiler mass	Tank volume	Tank width	Body depth with flue gas exhaust	Body height	Height of the ash removal module *	Height to chimney mid	Return spigot height
kW	kW	Pa	°C	L	Bar	"	mm	kg	m <sup>3</sup>	cm	cm	cm	cm	cm	cm
550	165 - 550	27	85	2130	2	Dn100	400	4578	1 + 1	147	285	216	35	186	35
630	189 - 630	28	85	2600	2	Dn100	400	5006	1 + 1	147	325	216	35	186	35
750	- Information available on request														
850	- Information available on request														
1000	- Information available on request														

\* the dimensions of boilers equipped with an ash removal module will be changed







## 520 - 1000 kW

**gwarancja**  
**2 lata**

2-year warranty for the tightness of the exchanger with the possibility of extending up to 5 years, in accordance with the conditions contained in the warranty card.

























HT-tronic  
**750**



A red mobile container unit, labeled 'KITZSCHEL' and 'Q MAX ECO', featuring several storage compartments and a large hopper for material storage or transport.

# Q MAX EKO 520



Control	
HT-Tronic® 750	           - basic equipment
Expanding modules for automation	
HT-tronic M-Z2	Valve module      
HT-tronic M-BC	Module of buffer and circulation  
HT-tronic Rooms	Wired remote control panel with room thermostat 
HT-tronic Rooms Wireless	Wireless remote control panel with room thermostat 
HT-tronic TPP	Wired room thermostat with a weekly program
HT-tronic TPBP	Wireless room thermostat with weekly program
HT-tronic Connect	Internet Module 
HT-tronic OPS	combustion optimizer process with Lambda probe
Additional equipment / Execution option	
Enlarged tank	
Automatic system for fuel loading	
Tray feeder sensor	
The automatic ash removal system	
Pneumatic system for exchanger cleaning	

[illegible]

15



# Q PLUS AGRO / Q PLUS AGRO B

110 kW

150 - 500 kW

**Boilers designed for burning straw in cube bales and round bales with automatic control and a fan.**



2-year warranty for the tightness of the exchanger with the possibility of extending up to 5 years, in accordance with the conditions contained in the warranty card.



High thermal efficiency thanks to autoregulation of the combustion process and effective heat reception.



Horizontal tubular **HEIZTECHNIK** heat exchanger with high heat exchange efficiency.



Modulated fan operation, increases boiler efficiency and reduces the amount of fuel consumed.



Turbulators supporting heat exchange.



Boiler with power up to 300 kW is adapted for operation in closed system, in accordance with current regulations.




Weather control **HT-tronic 251** with color display. It controls work 4 pumps and a mixing valve. Works with a remote control panel, thermostats and an internet module.



Automation controls the work of the buffer. This improves the combustion process and allows the accumulation of thermal energy.



Q PLUS AGRO 110



Q PLUS AGRO B 150 kW

**fuel**



**Straw in cube bales**  
Q PLUS AGRO



**Straw in round bales**  
Q PLUS AGRO B

Control	
HT-Tronic® 251	- basic equipment
Expanding modules for automation	
HT-tronic M-Z2	Valve module
HT-tronic TPP	Wired room thermostat with a weekly program
HT-tronic TPBP	Wireless room thermostat with weekly program
HT-tronic Connect	Internet Module
Additional equipment / Execution option	
Cooling coil	

## Q PLUS AGRO - Basic dimensions and specifications

Rated power	Power range	Min. chimney draft	Max. work temperature	Water capacity	Maximum operating pressure	Installation connection	Chimney connection	Boiler mass	Furnace capacity	Boiler width	Body depth with flue gas exhaust	Body height	Height to chimney mid	Return spigot height	Width of furnace	Height of furnace	Depth of furnace	Height of loading opening
kW	kW	Pa	°C	L	Bar	"	mm	kg	cm <sup>3</sup>	cm	cm	cm	cm	cm	cm	cm	cm	cm
110	50 - 110	30	85	610	2	2 1/2	250	1850	1150	110	212	180	154	35	90	98	167	51

## Q PLUS AGRO B - Basic dimensions and specifications

Rated power	Power range	Min. chimney draft	Max. work temperature	Water capacity	Maximum operating pressure	Installation connection	Chimney connection	Boiler mass	Boiler width	Body depth with flue gas exhaust	Body height	Height to mid. of the chimney..	Depth of furnace	Diam. of furnace
kW	kW	Pa	°C	L	Bar	"	mm	kg	cm	cm	cm	cm	cm	cm
150	50 - 150	28	85	1300	2	3	350	2200	183	216	226	201	150	148
300	100 - 300	30	85	2200	2	3	350	3500	183	357	226	201	290	148
400	120 - 400	- Information available on request												
500	150 - 500	- Information available on request												



## Automatic woodchips combustion kit



2-year warranty for the tightness of the exchanger with the possibility of extending up to 5 years, in accordance with the conditions contained in the warranty card.




Automatic burner for biomass combustion with a slag scraper, equipped with a lighter and an igniter fuel feeder.



Weather control **HT-tronic 900** with color display. It controls work 4 pumps and a mixing valve.



The boiler is adapted for operation in closed system, in accordance with current regulations.





















# MaxPell ZB GL 120 kW

fuel



**woodchips**

<b>Burner</b>	
Burner with automatic slag scraper	- basic equipment
Pneumatic system for burner cleaning	- optional execution
<b>Control</b>	
HT-tronic® 900	        
HT-tronic Lambda	Lambda probe
<b>Expanding modules for automation</b>	
HT-tronic M-Z2	Valve module      
HT-tronic M-BC	Module of buffer and circulation  
HT-tronic TPP	Wired room thermostat with a weekly program
HT-tronic TPBP	Wireless room thermostat with weekly program
HT-tronic Connect	Internet Module 
<b>Additional equipment / Execution option</b>	
Additional fuel feed unit	
Spring selector	
The automatic ash removal system	
Cooling coil	
Enlarged tank or extension	

## MAXPell ZB GL - Basic dimensions and specifications

Rated power	Power range	Min. chimney draft	Max. work temperature	Water capacity	Maximum operating pressure	Installation connection	Chimney connection	Boiler mass	*Tank volume	Boiler width	Body depth	Body hight	Height of the ash removal module *	Hight to chimney mid	Return spigot height
kW	kW	Pa	°C	L	Bar	"	mm	kg	m <sup>3</sup>	cm	cm	cm	cm	cm	cm
60	20 - 60	32	85	155	2	2	200	510	1	69	104	140	-	108	32
90	27 - 90	33	85	250	2	2	200	886	1	84	125	149	35	122	30,5
120	36 - 120	35	85	490	2	2 1/2	200	1352	1	84	175	149	35	122	30.5

\* the dimensions of boilers equipped with an ash removal module will be changed



We present a wide range of ecological pellet boilers. Depending on needs, it is possible to select a boiler and fit it into a suitable tank. Boilers tank can be equipped with an additional unit supplying fuel from silo or warehouse.

### Possible configurations of the pellets boilers



Burner in front  
of the tank on the right



Burner in front,  
burner on the left



Burner on the right



Burner on the left



Boiler with  
the SLIM tank



Burner in front  
of the tank on the right



Boiler with the  
BIG 400 tank



Boiler with  
the BIG 600 tank



Boiler with  
the BIG 1000 tank

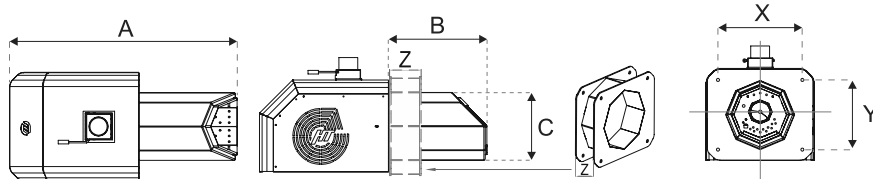

**SLIM TANK**  
**200mm**



### Pellet boilers tanks

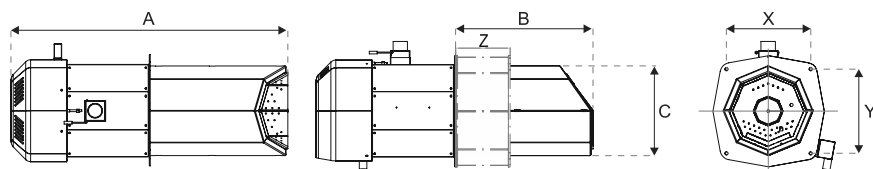

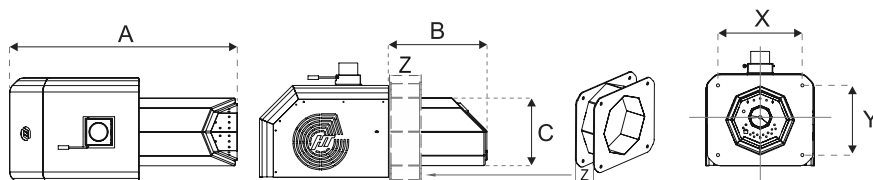
Standard equipment	Width	Depth	Height	Height with the open tank cover	Volume dm <sup>3</sup>
Standard burner in front of boiler 12 - 20 kW	600	600	1400	1840	300
Standard burner in front of boiler 25 - 37 kW	600	750	1400	1970	340
Standard burner in front of boiler 45 - 60 kW	1140	730	1400	1950	400
Standard burner on side of boiler 12 - 40 kW	600	600	1400	1840	185
Standard burner on side of boiler 45 - 60 kW	1140	730	1400	1950	400
<b>Optional tanks</b>					
BASIC 300	600	600	1400	-	300
SLIM 100 - burner at front of the boiler	200	600	1400	1580	100
Lux 400	1140	730	1400	1950	400
Universal BIG 400	1140	730	1400	1950	400
Universal BIG 600	1140	730	1650	2200	600
BIG 1000 - burner at front of the boiler	1200	1200	1500	2100	1000
MAX 1500 - 20000 - burner at front of the boiler	as needed – on request				





### HT PelHard Plus

Pellet burner with automatic slag scraper, automatic and feeder



**Table of dimensions - HT PelHard / HT PelHard Plus**

Burner power	14kW	20kW	28kW	35kW	45kW	55kW	70kW	90kW	135kW	170kW	230kW	280kW	350kW	450kW	550kW
A - Total length [mm]	470	480	505	600	650	670	720	750	805	865	935	1036	1155	1192	1244
B - Burner length [mm]	160	170	195	230	280	300	310	330	385	415	470	515	571	608	661
C - Burner height [mm]	133	150	170	182	194	211	219	232	279	303	325	336	370	392	445
X - Horizontal mounting distance [mm]	240	240	240	235	235	235	235	235	280	280	315	315	353	415	415
Y - Vertical mounting distance [mm]	185	185	185	209	220	220	220	220	280	280	315	315	353	415	415
Z - Length of the spacer flange [mm]	-	-	-	-	80	80	80	-	206	206	231	231	206	231	256

### Burner

Burner with automatic slag scraper

Pneumatic system for burner cleaning

### Control

HT-tronic® 900



HT-tronic® 900 Touch



### Automation enlarging modules

HT-tronic M-Z2

Valve module

HT-tronic M-BC

Module of buffer and circulation

HT-tronic Connect

Internet Module

HT-tronic Lambda

Combustion process optimizer

## Pellet boiler tanks



BASIC 300

SLIM 100

Tank 300

Universal BIG 400

Universal BIG 600

BIG 1000

Pellet boiler tanks	Width	Depth	Height	Height with the open tank cover	Volume dm <sup>3</sup>
BASIC 300	600	600	1400	-	300
SLIM 100 - burner at front of the boiler	200	600	1400	1580	100
Tank 300 - burner at front of the boiler	600	600	1400	1840	300
Universal BIG 400	1140	730	1400	1950	400
Universal BIG 600	1140	730	1650	2200	600
BIG 1000 - burner at front of the boiler	1200	1200	1500	2100	1000
MAX 1500 - 20000 - burner at front of the boiler	as needed - on request				



# Solid fuel burners

The burners used in the **Heiztechnik** automatic boilers are characterized by very good combustion parameters, simple operation and reliable operation. Due to the type of fuel used, burners differ in construction and mode of operation.

## Feeder with solid fuel burner type DUO (retort)

**25 - 150 kW**

- The burner is made of high quality cast iron with the addition of chromium which ensures high resistance to high temperature and guarantees durable and trouble-free operation.
- Cylindrical hearth in the form of a cone causes accumulation of temperature and increases the combustion temperature in the burner.
- The burner aeration system with the division into the primary and secondary air increases the quality of combustion.
- The rotary burner causes even combustion and prevents the torch from tracking.
- The combustion process is controlled by automation. Fuel supply in appropriate doses and control of the aeration process results in high combustion efficiency.
- Burners equipped with a temperature sensor, which increases work safety.



**fuel**




**Eco-pea coal**  
type 32.1, granulation 5-25 mm

## Feeder with solid fuel burner type PPS STANDARD

**150 - 300 kW**

- The burner is made of high quality cast iron with the addition of chromium which ensures high resistance to high temperature and guarantees durable and trouble-free operation.
- Cylindrical hearth in the form of a cone causes accumulation of temperature and increases the combustion temperature in the burner.
- The burner aeration system with the division into the primary and secondary air increases the quality of combustion.
- The combustion process is controlled by automation. Fuel supply in appropriate doses and control of the aeration process results in high combustion efficiency.
- Burners equipped with a temperature sensor, which increases work safety.



**fuel**




**Eco-pea coal**  
type 32.1, granulation 5-25 mm

## Feeder with solid fuel burner type PPS STANDARD - high-power

**500 - 900 kW**

- The burner is made of high quality cast iron with the addition of chromium which ensures high resistance to high temperature and guarantees durable and trouble-free operation.
- Cylindrical hearth in the form of a cone causes accumulation of temperature and increases the combustion temperature in the burner.
- The burner aeration system with the division into the primary and secondary air increases the quality of combustion.
- The combustion process is controlled by automation. Fuel supply in appropriate doses and control of the aeration process results in high combustion efficiency.
- Burners equipped with a temperature sensor, which increases work safety.



**fuel**




**Eco-pea coal**  
type 32.1, granulation 5-25 mm



## HT MegaBio by Ventil

**Vertical three-pass boilers for automatic burning of woodchips.**

- The **HT MegaBio** boiler is a result of cooperation in the production of boilers for woodchips burning by **Heiztechnik** and **Ventil**.
- The boiler is equipped with a cylindrical, made from an incombustible concrete combustion chamber. The chamber has a three-point controlled air blower divided into primary air and two secondary air streams with the possibility of automatic adjustment in connection with the lambda probe.
- Three-pass exhaust gas circulation allowed to obtain a large heating surface of the boiler, which resulted in achieving high efficiency of heat exchange.
- Construction of **HT Mega Bio** boilers, prevents deposition dust on the heating surface of the exchanger, which is significant for burning biomass.



**primary fuel**



**woodchips**

**alternative fuel**




**pellet**

## CONTAINER BOILER PLANTS

**Containers with a mounted boiler, installation and automatic control**

- The **KNTK** container boiler plant is a specially designed steel, thermally-insulated container fitted with a central heating boiler with full control.
- The container is equipped with hydraulic, electric and chimney installations. The boiler can be fitted with an automatic ash removal system.
- On the steel floor of the container, an automatic central heating boiler is installed. A large fuel tank is also installed in the container. The fuel is loaded into the tank through the loading hole.
- The container boiler plant is a very convenient solution – built and commissioned at the factory in accordance with the order, it is transported to the location of operation fully prepared to be connected. The container ensures reliable protection for the boiler and other devices installed in it, it is resistant to external factors.
- The user of the container boiler room, placing the order specifies in detail its full equipment including: boiler type and power, type of electrical and hydraulic installation as well as the type of the chimney and its connection.
- The container boiler plant is prepared for road and rail transport. Fitted at the top part of the container are handles for crane unloading.
- The container boiler room can be equipped with a boiler with a capacity of up to 200 kW.



**fuel**



**Eco-pea coal**



**pellet**



**biomass**

### KNTK

Type	width	height	length
	cm	cm	cm
KNTK 4	2160	2490	4190
KNTK 5	2160	2490	5090
KNTK 6	2160	2490	6090





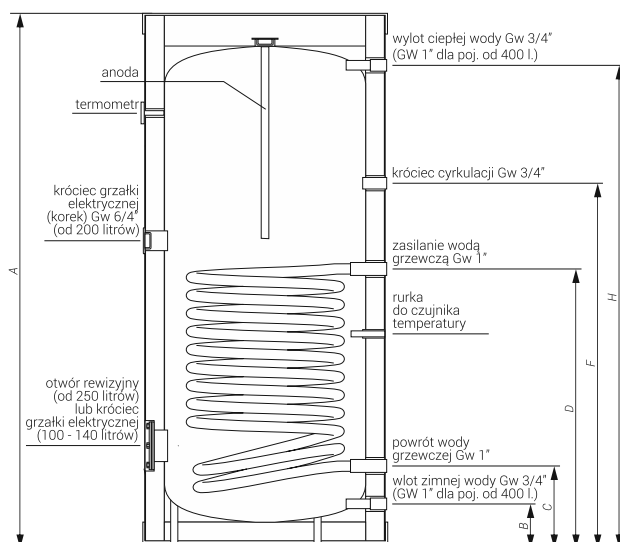
## Vertical Heat Exchanger HT SHW

Enameled exchanger with spiral coil for heating water using a central heating boiler.

### Additional equipment:

Electric heater assembly:  
GDV-1.4 kW / 230V; GDV-2.0 kW / 230V;  
GDV-3.0kW / 230V; GDV-4.5 kW / 400V  
in capacities from 100 liters,  
and GRW-6.0 kW / 400V in capacities  
from 250 liters.

Nominal pressure (tank / coil)	0,6 / 1,0 MPa
Efficiency class energy (up to 500 liters)	C



### HT SHW - Basic dimensions

	Diameter(mm)	A (mm)	B (mm)	C (mm)	D (mm)	F (mm)	H (mm)	I (mm)
HT SHW-100	500	1195	111	214	727	817	1064	-
HT SHW-120	500	1365	111	214	822	912	1235	-
HT SHW-140	500	1435	111	214	822	912	1305	1200
HT SHW-200	595	1610	127	258	813	913	1464	1334
HT SHW-250	695	1380	127	241	740	841	1230	1116
HT SHW-300	695	1615	127	241	852	953	1464	1350
HT SHW-400	755	1660	125	254	856	986	1490	1377
HT CWU-500	854	1800	136	266	990	1220	1584	1453

### HT SHW - Technical data

Product code	Capacity (l)	Coil surface (m <sup>2</sup> )	Coil power (kW)	Stagnation losses (W)	Anode model
HT SHW-100	105	0,8	34	65	AMW.660
HT SHW-120	124	1,0	41	72	AMW.800
HT SHW-140	134	1,0	41	67	AMW.800
HT SHW-200	204	1,1	40	86	AMW.M8.450
HT SHW-250	250	1,2	44	88	AMW.M8.450
HT SHW-300	300	1,5	53	94	AMW.M8.400
HT SHW-400	375	1,7	58	101	AMW.M8.500
HT SHW-500	465	2,25	85	82	AMW.M8.500

\* At the parameters 80/10 / 450C (heating water temperature / supply water temperature / usable water temperature), heating water flow through the coil 3,0 m<sup>3</sup> / h.

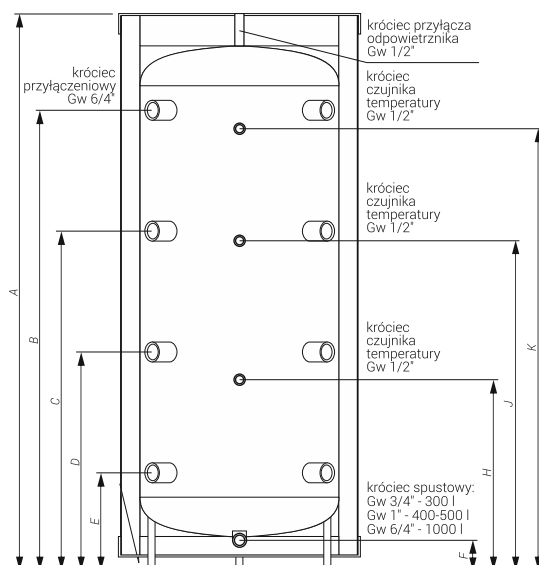
\*\* According to commission regulation (EU) 812/2013, 814/2013.



## Buffer tank HT BT

The tank is designed for storing hot water from a central heating boiler and other energy sources for heating purposes.

Nominal pressure (tank / coil)	0,6 / 1,0 MPa
Efficiency class energy (up to 500 liters)	C



### HT BT - Basic dimensions

	Diameter (mm)	A (mm)	B (mm)	C (mm)	D (mm)	E (mm)	F (mm)	H (mm)	J (mm)	K (mm)
HT BT-500	854	1761	1446	1051	656	261	130	629	1064	1379
HT BT-1000	1054	2042	1681	1216	751	287	147	749	1185	1599

### HT BT - Technical data

Product code	Capacity (l)	Stagnation losses * (W)
HT BT-500	485	83
HT BT-1000	995	-



## Cooling coil

In the case of the installation of a solid fuel boiler for operation in closed system, it is possible to make the boiler in a version with a cooling coil. The boiler is made in cooperation with **SYR 3065** thermal protection meets the requirements of the PN-EN 303-5 standard for the assembly of boilers in pressure systems. This coil is designed to take away excess heat, thus preventing excessive increase of temperature and pressure in the heating installation. The coil is embedded in the boiler water.



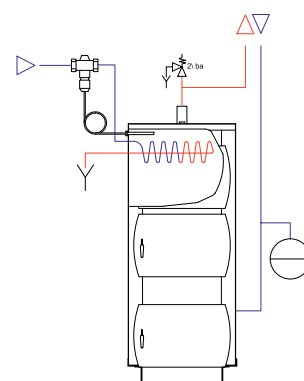
### SYR 3065



Thermal protection **SYR 3065** is a device that allows the boiler to be connected to an installation protected by a safety valve in accordance with the applicable regulations.

This valve is used for temperature protection of the boiler at the time of its uncontrolled overheating.

This valve in combination with a cooling coil and efficient installation water supply is a very good protection against boiling water in the boiler. When the temperature increase to about 95°C it opens, and then cold water flowing through the coil is to collect the heat contained in the excessively heated boiler water. The coil water is drained to the sewer.



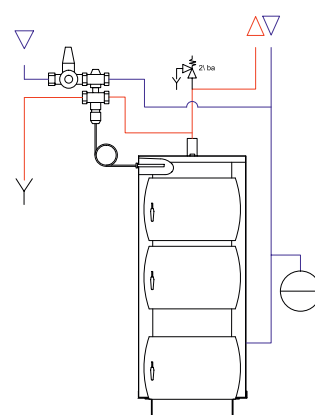
### SYR 5067



Thermal protection **SYR 5067** is a device that allows the boiler to be connected to an installation protected by a safety valve in accordance with the applicable regulations.

This valve is used for temperature protection of the boiler at the time of its uncontrolled overheating.

The valve is made in a two-way version, it does not have to be connected to any additional device, and it is connected only with the boiler's supply and return. When the temperature increase to about 94°C first it's opens the filling valve connected to the pressure reducer, and then after the temperature rises to about 97°C, open the drain valve by letting hot water drain into the sewage system. Cold water flowing through the boiler is designed to cool the excessively heated boiler exchanger. For proper operation of the valve it is necessary to secure the heating installation with a 2 bar safety valve.



## Legend

	boiler pump (introduced successively)		boiler operation in Fuzzy Logic mode
	central heating pump		boiler operation in HT Logic mode
	domestic hot water pump		boiler firing-up program
	mixing valve pump		automatic boiler firing-up
	circulation circuit pump		Internet module
	buffer pump		color display
	mixing valve actuator control		touchscreen color display
	valve actuator control in weather mode		GSM
	thermostat line		modulating boiler operation
	control of additional fuel feeder		energy class

## Customization options

1. Boilers can be equipped with a cooling coil.
2. Feeder boilers can be equipped with an automatic ashing removal system.
3. Feeder boilers can be equipped with pneumatic cleaning system of the exchanger.
4. Feeder boilers and pellet boilers can be equipped with an enlarged fuel tank.
5. Feeder boilers can be equipped with OPS module (Combustion optimizer process).
6. Pellet boilers can be equipped with the *HT-tronic Lambda* (Lambda probe).
7. Boiler with the auger feeder can be equipped with the feeder rotation control panel.
8. Pellet boilers can be equipped with the self cleaning feeder (slag scraper)
9. Pellet Burners can be equipped with the pneumatic cleaning system

The dimensions given may vary from actual dimensions to 2%. Other detailed dimensions are available on the website.

In order to improve the product, Heiztechnik reserves the law to change specifications and equipment. The above prospectus does not constitute an offer within the meaning of commercial law.





#### TECHNICAL AND TRADE CONSULTING

North - Eastern Poland

+48 571 204 005

South - Western Poland

+48 514 111 976

North - Western Poland

+48 784 051 572

South - Eastern Poland

+48 784 051 574

Central Poland

+48 664 030 478

Coordinator of investment projects

+48 571 338 726

#### TECHNICAL CUSTOMER SERVICE

+48 664 784 500


+48 664 784 600

+48 664 784 700

e-mail: [serwis@heiztechnik.pl](mailto:serwis@heiztechnik.pl)

**[www.heiztechnik.pl](http://www.heiztechnik.pl)**

Dystrybutor



**Przedsiębiorstwo Produkcyjne Heiztechnik spółka z ograniczoną odpowiedzialnością Sp. k.**  
ul. Drogowców 7 • 83-250 Skarszewy • tel.: + 48 58 588 28 70, +48 58 560 85 57 • fax: + 48 58 588 08 21  
[www.heiztechnik.pl](http://www.heiztechnik.pl) • e-mail: [biuro@heiztechnik.pl](mailto:biuro@heiztechnik.pl)  
NIP 592-214-17-34 • REGON 220362773 • KRS 0000334644